






MICRONEEDLE FACE & BODY ROLLER | 8 IN 1

 Skin Scan & Personal Routine Guide


 SmartSonic Pulsation Technology

 Red Light Active Regeneration Technology

 DeepDerma Skin Renewal & Firming Technology

 Cell Stimulation System

 Impurities Prevention Technology

 Fine Lines Refinement Technology

 Energizing Cooling Technology


Included Attachments
MicroNeedle Cooling



Create your personal Skincare Routine
and Download our GESKE App



GESKE Beauty Tech GmbH
Leipziger Platz 18
10117 Berlin Germany
info@geske.com, www.geske.com



FIRST STEPS

STEP 01


Use our specially provided stand to attach the MicroNeedle roll onto your device. Make sure not to touch the needles directly. The attachment includes 1680 0.3mm needles.


STEP 02


Place the cooling roll in the fridge for a few hours before using it. Then, attach it onto your device to begin your session.

STEP 03


Once you finish your session, spray the roll with an alcohol spray, spinning to make sure all areas are covered. Let it air dry. Then, place the cover on the device.

 **MicroNeedle Attachment**
DeepDerma Skin Renewal

 **Sonic Pulsations**
Soothe & Relax

 **On/Off**
Press for 1-2 Seconds



 **Cooling Attachment**
Revitalized Skin

MASTER THE FIRST STEPS

Stimulate your skin with our SmartAppGuided™ MicroNeedle Face & Body Roller | 8 in 1.
This innovative beauty device comes with a MicroNeedle and a Cooling head.



ENERGIZING FACIAL MICRONEEDLING

PREPARE

Start with a clean, make-up free face. Fit the MicroNeedle attachment onto your device.

POWER ON

Turn on the SmartSonic Pulsation Technology by holding the power button for 2 seconds.

ROLL

Dividing the face into four quadrants, spend 15 seconds rolling each section. Work in vertical, horizontal, and diagonal lines. Next, roll your neck and décolleté for 60 seconds each.

FINISH

Turn the device off by holding the power button for 2 seconds and apply a GESKE serum to your face and neck. Sanitize the roll and clean your device with a GESKE device cleanser after every use.



COOLING ROLLER

PREPARE

Start with a clean, make-up free face. Remove the energizing cooling roll from the freezer and fit it onto the device.

POWER ON

Turn on the SmartSonic Pulsation Technology by holding the power button for 2 seconds.

ROLL

Roll in vertical strokes across your chin and jawline. Let the weight of the device rest on your face and gently roll it on the areas around and between the eyes for 15 to 30 seconds. Finally, place the device on your forehead and roll it in vertical strokes to the hairline.

FINISH

Turn the device off by holding the power button for 2 seconds. Sanitize the roll and clean your device with a GESKE device cleanser after every use.

Create your personal Skincare Routine

and Download our GESKE App



IMPORTANT SAFETY INFORMATION. READ BEFORE USE.

Read the safety information before first use. Keep both instructions for use.

Your product at a glance

Your product is a multi-functional MicroNeedle roller. It is safe to be used up to 2 times per week, at maximum 3 times per week. Please do not use more frequently. This limitation only applies to the most intense function of the device: microneedling. For maximal safety and ideal results, always follow your personalized Skincare Routine created by the GESKE App.

Notes on Use

Before using the device for the first time, this Safety Brochure and the Quick Start Guide must be read in their entirety. Both manuals should be kept as they contain important information on safe use as well as on technical and legal information requirements. The device is a skincare product for adults, not a medical device and not a product with medical or other healing properties. The intended use also includes observing the Quick Start Guide, the warnings listed here and the personalized application recommendations from the GE. The device is rechargeable and allows for convenient and wireless operation. It must be fully charged before the first use. All you need is the included USB charging cable. The initial charge can take up to eight hours. The cable must dock with both magnetic contacts on the device's designated metal contact points. If the charging cable does not attach by itself, connect it to the power and wait. This reactivates the magnetic effect and the contacts connect automatically. Make sure that the magnetic contacts only connect to the contact points of the device and not to other metallic surfaces.

Specifications

Materials: silicone, ABS, PC, stainless steel | **Storage temperature:** -5 - +60 °C/23-140 °F | **Battery:** Li-Ion 3.7 V | **Battery Capacity:** 140 mAh | **Maximum Charging Current:** 140 mA | **Charging Voltage:** 5V | **Charging Time:** approx. 2.5 hours | **Operating Time:** Operating time differs depending on activated technologies & intensities. | **Interface:** USB | **Programs:** Vibration: 1 speed level, LED Light Technology: 1 color

The product is not suitable for use under the following conditions:

If you suffer from skin cancer or precancerous stages (actinic keratoses) and if you suffer from hemorrhagic diseases (congenital blood clotting disorders) and/or take medication that affects blood clotting, after laser treatment or chemical peeling and after facial surgery, both cosmetically and medically indicated. The safety and effectiveness of the product has never been assessed in conjunction with non-GESKE skin care products and masks. We recommend using the product only with GESKE products. Use with other products at your own risk. After laser treatment or chemical peeling. After cosmetic facial surgery.

In the following cases, a consultation with a physician is necessary as to whether the product is suitable for you to use:

If you have a heart disease, in case of pregnancy, or if you have derma fillers or injections. The safety of use during pregnancy has not been established.

Further information on use:

Only apply light pressure when using the microneedling head. Microneedling can lead to mild swelling or bruising. Moisturize thoroughly after each session. Avoid exercising, swimming and sun exposure for 24 h after a microneedling session. If you cannot avoid sun exposure apply a high SPF sunscreen. Do not apply make-up for 24 h. Avoid using products with acids and fragrance, as well as physical scrubs and exfoliators during and after a microneedling session. Using products with active ingredients such as vitamin C or retinol may lead to more intense irritation of the skin. If this irritation persists for a longer period of time, seek medical advice. Sanitize the needle attachment after each use with alcohol spray and let it air dry. Do not use the product on irritated or injured skin or open wounds (after any kind of injury), in the case of bacterial or viral infections of the skin (either in the usage area and elsewhere). Do not use the product on nevi, moles or other (benign) skin lesions. This product is not intended to treat medical skin conditions or diseases. If you have medical skin conditions or diseases, consult your dermatologist before using this product. Do not use the product if it is 1) untypically warm, 2) mechanically damaged or deformed, 3) discolored. If pain and/or discomfort occurs during use, discontinue use and seek medical advice. The product can emit intense light, avoid applying it in the direction of or near an open eye. The eye area is very sensitive: Be extra careful in this area and avoid any contact of the product with the eyelids or the eye itself. Only use the product as recommended in your personalized routine. For hygiene reasons, we recommend you do not share your product with anyone else. The product is intended for cosmetic use on the face and parts of the body, as advised in the GESKE Beauty App. GESKE assumes no liability for harmful consequences arising from the use on other body areas or other improper use, connection to unsuitable voltage sources, contaminated conducting liquid or balls. Always make sure the plug and socket are completely dry before charging. Otherwise, electric shocks, a short circuit or fire may result. The product must not be used while connected to the power outlet.

Warnings

Risk of injury if used incorrectly!

Only use the product as described in the Quick Start Guide and video instructions. If you still have questions, please contact our customer support at support@geske.com.

Risk of injury due to fire/ignition!

Do not extinguish the product with water. Do not throw the product into fire.

Risk of injury due to defective batteries!

Improper handling of batteries can cause an uncontrolled exothermic reaction. In such a case, dispose of the entire product immediately and properly.

Risk of injury to children!

Keep the product out of the reach of children.

Risk of injury from electric shock!

Liquid can damage the charging circuit and endanger your health. Disconnect the product from the charging cable/circuit while cleaning.

Risk of damage from magnetic fields!

Magnetic fields can affect the mechanical and electronic components such as pacemakers, for example. Do not use the product directly over a pacemaker. Contact your treating physician for more information. Do not place cards with magnetic strips (e.g. credit cards) near the product, as the product's magnets may damage these.

Risk of damage due to changing surrounding temperatures!

Changing surrounding temperatures (e.g. after transport) may lead to the formation of condensation. In this case, do not operate the product until it has adjusted to the new surrounding temperature. Never expose your product to direct sunlight, extreme heat or boiling water.

Safe use up to a surrounding temperature of 50 °C/122 °F.

Risk of damage from charging too long!

Disconnect the charging cable from the circuit after each charging process.

Safe charging up to a surrounding temperature of 45 °C/113 °F.



Information on device disposal and WEEE. This electrical appliance was first released after August 13, 2005. In accordance with the European WEEE Directive and national regulations, the electrical appliances and electronic parts included in this delivery must not be disposed of via your household waste. At the end of the product life, they must be disposed of at a municipal collection point in order to ensure environmentally friendly disposal.

Notes on batteries / rechargeable batteries

In the context of distributing batteries and rechargeable batteries, in accordance with European regulations we are obliged to inform you, the consumer, of the following: You are legally obliged to return batteries and rechargeable batteries. After use, you can return them to us, take them to a municipal collection point, or deliver them to a local dealer free of charge. Batteries and rechargeable batteries are labelled as follows:



These symbols mean that the batteries and rechargeable batteries cannot be disposed of by you, the consumer, via household waste. Batteries and rechargeable batteries containing harmful substances are labelled with one of these symbols. The symbol consists of a crossed-out wheeled bin and the chemical symbol of the heavy metal which constitutes the main pollutant. In detail, the aforementioned symbols mean:

Pb = battery contains lead, Cd = battery contains cadmium, Hg = battery contains mercury

Notes on lithium batteries/rechargeable batteries

You can recognise lithium batteries and lithium rechargeable batteries through the chemical symbol „Li“. In addition to the information provided above, we would also like to point out the following: When disposing of lithium batteries or rechargeable batteries, either by returning them to us, taking them to a municipal collection point or handing them in to local retailers or public waste disposal companies, please ensure that they are completely discharged. We also request that you cover the contact surfaces on the battery marked „+“ and „-“ with adhesive tape to avoid the risk of fire.



GESKE Beauty Tech GmbH, Leipziger Platz 18, 10117 Berlin hereby declares that all electronic devices conform with the relevant conditions of the applicable European Directives 2014/30/EU and 2011/65/EU.

Limitation of liability

GESKE Beauty Tech GmbH and/or their retailers are liable for damages caused by intentional or grossly negligent behaviour of GESKE Beauty Tech GmbH, a representative or vicarious agent, in accordance with legal directives. With the exception of injury to life, limb or health, and breach of essential contractual obligations (cardinal obligations), GESKE Beauty Tech GmbH and/or their retailers are only liable for damages which can be attributed to intentional or grossly negligent behaviour. This also applies to indirect damages, in particular lost profits. Moreover, liability with regard to consumers due to an assumed guarantee, except in the case of intentional or grossly negligent behaviour, or where there is an injury to life, limb or health and a breach of essential contractual obligations (cardinal obligations) is limited to the typical, foreseeable damages on conclusion of the contract, and also to the level of the average damages typical for this contract. This also applies to indirect damages, in particular lost profits. With regard to companies, except in the case of injury to life, limb or health or intentional or grossly negligent behaviour by GESKE Beauty Tech GmbH, and/or its retailers liability is limited to the typical, foreseeable damages on conclusion of the contract, and also to the level of the average damages typical for this contract. This also applies to indirect damages, in particular lost profits. No liability will be accepted for damages due to: Non-compliance with this manual/Improper use/Unauthorised alterations/ Technical modifications/Use of unapproved spare parts/Use of unapproved accessories Claims for liability due to the German product liability legislation remain unaffected.